



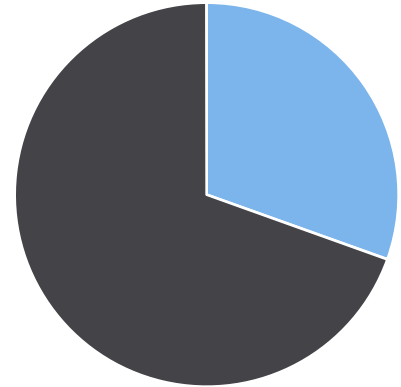
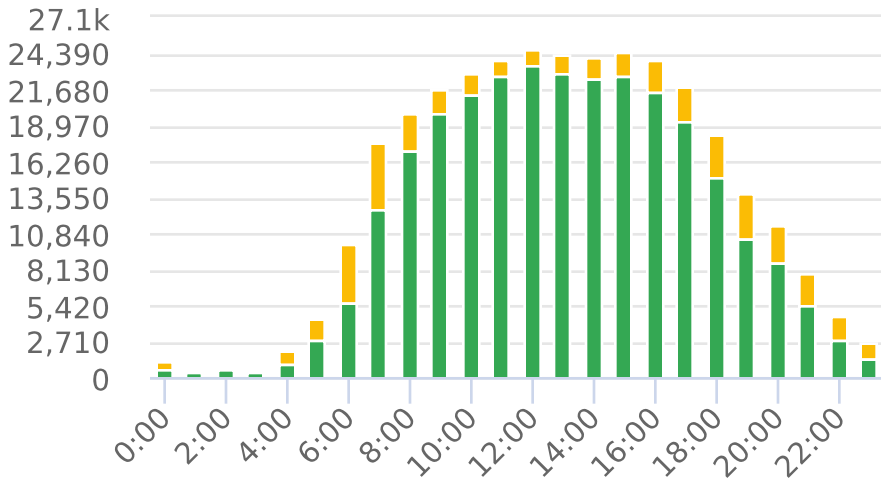
Start: 2024-05-02
 End: 2024-06-16
 Times: 0:00:00-23:59:59

Violation Threshold: Speed Limit + 10
 Speed Range: 1 to 150

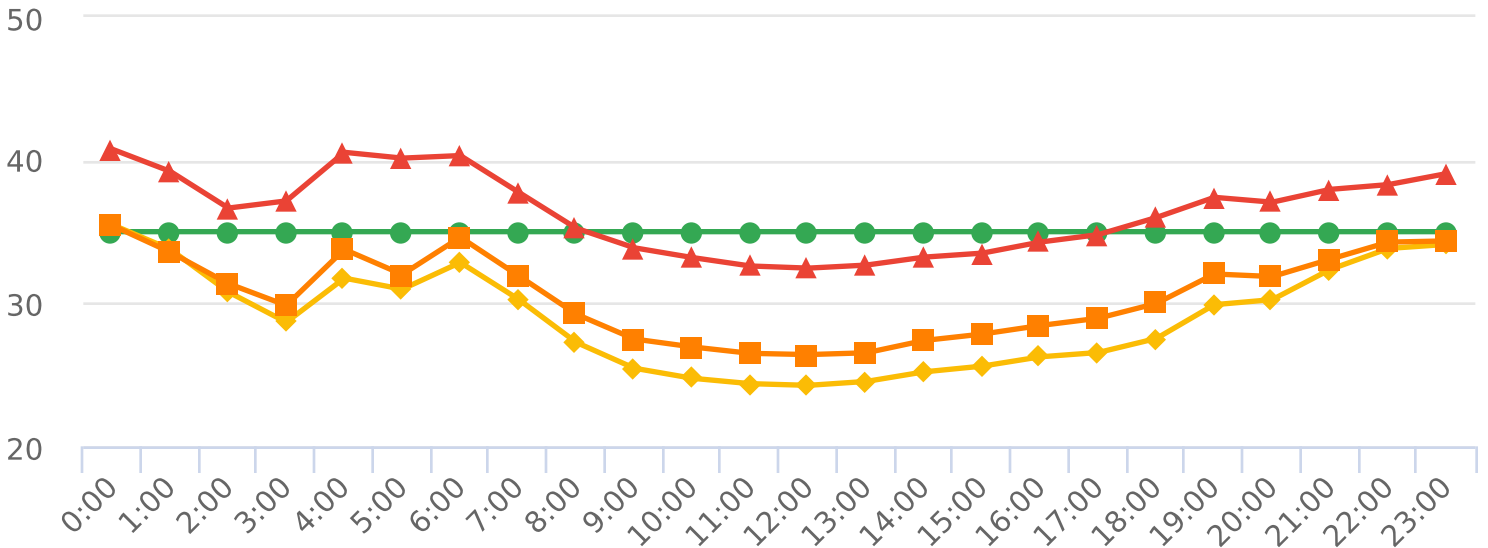
Overall Summary

Total Days of Data: 46
 Speed Limit: 35
 Average Speed: 26.91
 50th Percentile Speed: 28.91
 85th Percentile Speed: 34.8
 Pace Speed Range: 26-36

Minimum Speed: 5
 Maximum Speed: 76
 Display Mode: Single Message, Unknown,
 Average Volume per Day: 7148.8
 Total Volume: 328845



● Violators ● Inside Threshold ● Compliant ● Vehicles Slowed ● Other



● Speed Limit ● Average Speed ● 50% Speed ● 85% Speed



Extended Speed Summary

Main st @ Brookside Rd, XB

Start: 2024-05-02

End: 2024-06-16

Times: 0:00:00-23:59:59

Violation Threshold: Speed Limit + 10

Speed Range: 1 to 150

Time	Sign Mode	Speed Limit	Total # Vehicles	Total # Violator	% Violator	Avg # Vehicles	Avg # Violators	Min Speed	Max Speed	Avg Speed	50% Speed	85% Speed	Sign Effectiveness
0:00	Single Message, Dependent Messages	35	1283	72	5.6%	28.5	1.6	5	63	35.5	35.4	40.8	31.0%
1:00	Dependent Messages, Single Message	35	723	28	3.9%	16.1	0.6	5	64	33.8	33.6	39.2	34.8%
2:00	Single Message, Dependent Messages	35	730	7	1.0%	16.2	0.2	8	55	30.8	31.4	36.6	49.2%
3:00	Dependent Messages, Single Message	35	676	4	0.6%	15.0	0.1	5	48	28.7	29.8	37.1	45.2%
4:00	Single Message, Dependent Messages	35	2052	69	3.4%	45.6	1.5	5	56	31.8	33.8	40.5	44.3%
5:00	Dependent Messages, Single Message	35	4603	133	2.9%	102.3	3.0	5	53	31.0	32.0	40.1	40.2%
6:00	Single Message, Dependent Messages	35	10306	260	2.5%	229.0	5.8	5	69	32.8	34.6	40.3	35.6%
7:00	Dependent Messages, Single Message	35	17743	107	0.6%	394.3	2.4	5	67	30.3	31.9	37.8	36.6%
8:00	Single Message, Dependent Messages	35	19838	37	0.2%	440.8	0.8	5	55	27.3	29.2	35.2	39.3%
9:00	Dependent Messages, Single Message	35	21775	16	0.1%	483.9	0.4	5	52	25.5	27.5	33.9	36.9%
10:00	Single Message, Dependent Messages	35	22886	28	0.1%	508.6	0.6	5	53	24.8	26.9	33.2	34.1%
11:00	Dependent Messages, Single Message	35	23923	15	0.1%	531.6	0.3	5	52	24.4	26.5	32.6	30.1%
12:00	Single Message, Dependent Messages	35	24799	10	0.0%	551.1	0.2	5	53	24.3	26.4	32.5	29.1%
13:00	Dependent Messages, Single Message	35	24318	10	0.0%	540.4	0.2	5	49	24.5	26.5	32.7	28.6%
14:00	Single Message, Dependent Messages	35	24089	17	0.1%	535.3	0.4	5	51	25.2	27.4	33.2	26.8%



Extended Speed Summary

Main st @ Brookside Rd, XB

Start: 2024-05-02

End: 2024-06-16

Times: 0:00:00-23:59:59

Violation Threshold: Speed Limit + 10

Speed Range: 1 to 150

Time	Sign Mode	Speed Limit	Total # Vehicles	Total # Violator	% Violator	Avg # Vehicles	Avg # Violators	Min Speed	Max Speed	Avg Speed	50% Speed	85% Speed	Sign Effectiveness
15:00	Dependent Messages, Single Message	35	24571	23	0.1%	546.0	0.5	5	53	25.6	27.8	33.5	26.2%
16:00	Single Message, Dependent Messages, Unknown	35	23956	25	0.1%	520.8	0.5	5	54	26.3	28.4	34.3	25.4%
17:00	Single Message, Dependent Messages	35	21934	49	0.2%	476.8	1.1	5	59	26.6	29.0	34.8	25.1%
18:00	Single Message, Dependent Messages	35	18340	57	0.3%	398.7	1.2	5	70	27.5	30.0	36.0	27.1%
19:00	Single Message, Dependent Messages	35	13961	96	0.7%	303.5	2.1	5	75	29.9	32.0	37.4	25.1%
20:00	Single Message, Dependent Messages	35	11405	61	0.5%	247.9	1.3	5	58	30.3	31.9	37.1	27.8%
21:00	Single Message, Dependent Messages	35	7787	49	0.6%	169.3	1.1	5	76	32.4	33.1	38.0	31.3%
22:00	Single Message, Dependent Messages	35	4572	49	1.1%	99.4	1.1	5	68	33.8	34.3	38.3	33.8%
23:00	Single Message, Dependent Messages	35	2575	49	1.9%	56.0	1.1	5	57	34.1	34.4	39.1	32.2%
Total Volumes/ Avg			328845	1271	0.4%	7257.2	28.1	5	76	29.0	30.6	36.4	33.2%
Total/Avg w/o Feedback			0	0	0	0.0	0.0	n/a	n/a	n/a	n/a	n/a	n/a
Total/Avg w/ Feedback			328845	1271	0.4%	7257.2	28.1	5	76	29.0	30.6	36.4	33.2%