



# Extended Speed Summary

w plain rd, WB

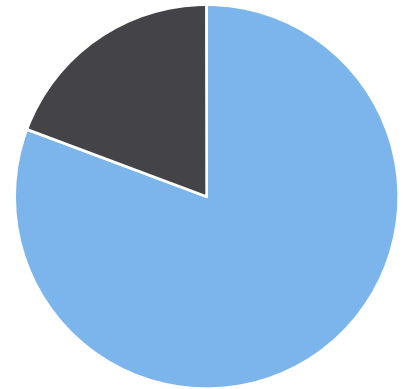
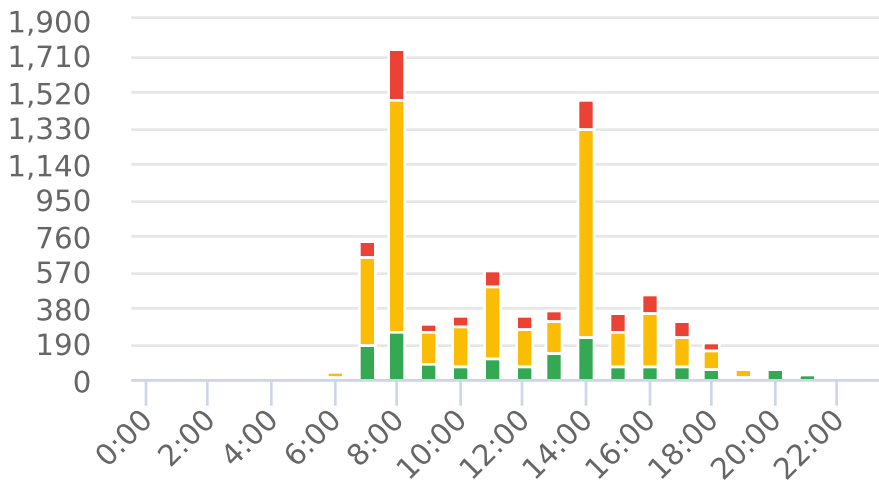
Start: 2023-08-29  
 End: 2023-10-15  
 Times: 0:00:00-23:59:59

Violation Threshold: Speed Limit + 10  
 Speed Range: 1 to 150

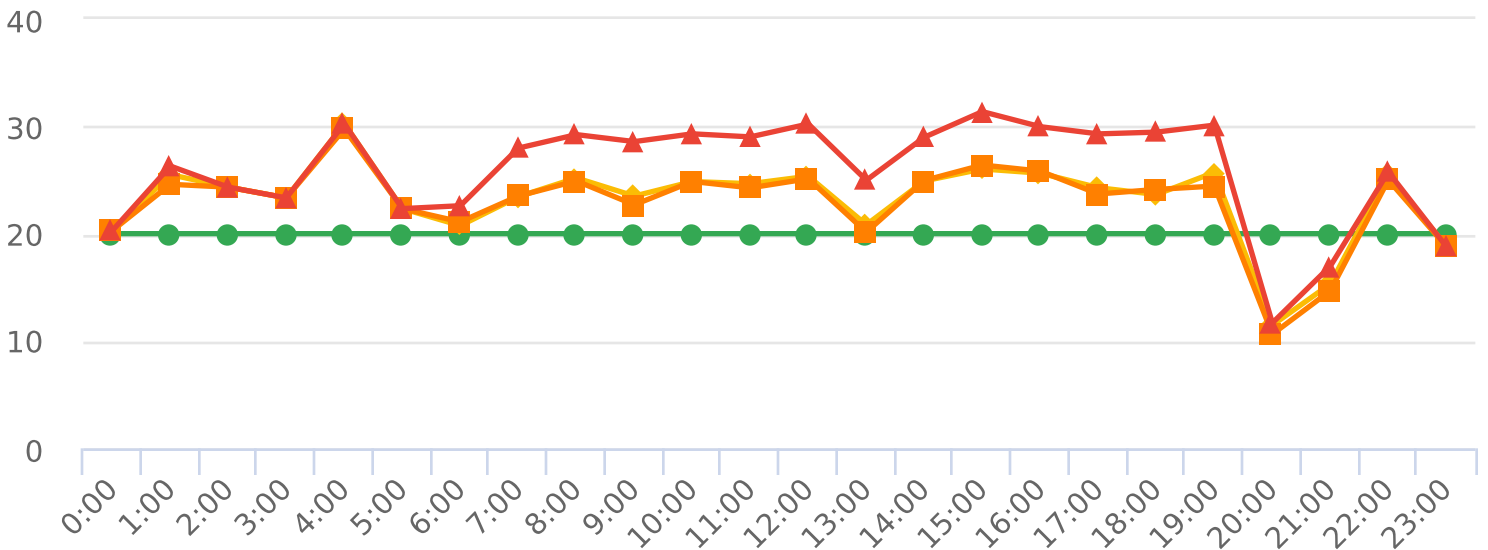
## Overall Summary

Total Days of Data: 48  
 Speed Limit: 20, 30  
 Average Speed: 24.39  
 50th Percentile Speed: 24.22  
 85th Percentile Speed: 28.68  
 Pace Speed Range: 20-30

Minimum Speed: 5  
 Maximum Speed: 51  
 Display Mode: Dependent Messages  
 Average Volume per Day: 155.8  
 Total Volume: 7476



● Violators    ● Inside Threshold    ● Compliant    ● Vehicles Slowed    ● Other



● Speed Limit    ◆ Average Speed    ■ 50% Speed    ▲ 85% Speed



# Extended Speed Summary

w plain rd, WB

Start: 2023-08-29

End: 2023-10-15

Times: 0:00:00-23:59:59

Violation Threshold: Speed Limit + 10

Speed Range: 1 to 150

Time	Sign Mode	Speed Limit	Total # Vehicles	Total # Violator	% Violator	Avg # Vehicles	Avg # Violators	Min Speed	Max Speed	Avg Speed	50% Speed	85% Speed	Sign Effectiveness
0:00	Dependent Messages	20	7	0	0.0%	0.1	0.0	6	28	20.3	20.3	20.3	85.7%
1:00	Dependent Messages	20, 30	20	1	5.0%	0.4	0.0	5	37	25.5	24.6	26.3	70.0%
2:00	Dependent Messages	20	3	0	0.0%	0.1	0.0	20	29	24.3	24.3	24.3	100.0%
3:00	Dependent Messages	20	3	0	0.0%	0.1	0.0	21	26	23.3	23.3	23.3	100.0%
4:00	Dependent Messages	20	4	1	25.0%	0.1	0.0	26	37	30.3	29.8	30.3	0.0%
5:00	Dependent Messages	20	3	1	33.3%	0.1	0.0	5	34	22.3	22.3	22.3	66.7%
6:00	Dependent Messages	20	48	2	4.2%	1.0	0.0	5	35	20.8	21.1	22.6	64.6%
7:00	Dependent Messages	20	734	91	12.4%	15.6	1.9	5	40	23.4	23.5	28.0	81.2%
8:00	Dependent Messages	20	1740	269	15.5%	37.0	5.7	5	45	25.2	24.9	29.2	86.2%
9:00	Dependent Messages	20	300	51	17.0%	6.4	1.1	5	42	23.5	22.7	28.6	76.7%
10:00	Dependent Messages	20	342	58	17.0%	7.3	1.2	5	40	24.9	24.9	29.3	80.4%
11:00	Dependent Messages	20	572	84	14.7%	12.2	1.8	5	41	24.7	24.3	29.0	82.4%
12:00	Dependent Messages	20	341	69	20.2%	7.3	1.5	5	48	25.4	25.1	30.2	73.4%
13:00	Dependent Messages	20	369	65	17.6%	7.9	1.4	5	45	20.8	20.1	25.0	65.4%
14:00	Dependent Messages	20	1484	162	10.9%	31.6	3.4	5	48	24.9	25.0	29.0	87.1%
15:00	Dependent Messages	20	353	98	27.8%	7.5	2.1	5	44	26.0	26.4	31.4	82.3%
16:00	Dependent Messages	20	447	89	19.9%	9.5	1.9	5	51	25.6	25.8	30.0	80.6%
17:00	Dependent Messages	20	303	72	23.8%	6.4	1.5	5	43	24.3	23.7	29.3	67.8%
18:00	Dependent Messages	20	204	47	23.0%	4.3	1.0	5	41	23.6	24.1	29.5	69.6%
19:00	Dependent Messages	20	62	11	17.7%	1.3	0.2	6	47	25.7	24.4	30.1	80.7%
20:00	Dependent Messages	20	78	4	5.1%	1.7	0.1	5	37	11.5	10.6	11.7	47.2%
21:00	Dependent Messages	20	41	6	14.6%	0.9	0.1	5	41	15.3	14.7	17.0	53.8%
22:00	Dependent Messages	20	8	1	12.5%	0.2	0.0	5	33	25.5	25.0	25.8	62.5%
23:00	Dependent Messages	20	10	0	0.0%	0.2	0.0	5	28	18.8	18.8	18.8	70.0%
<b>Total Volumes/ Avg</b>			<b>7476</b>	<b>1182</b>	<b>15.8%</b>	<b>159.1</b>	<b>24.9</b>	<b>5</b>	<b>51</b>	<b>23.2</b>	<b>22.9</b>	<b>25.9</b>	<b>72.3%</b>
<b>Total/Avg w/o Feedback</b>			<b>0</b>	<b>0</b>	<b>0</b>	<b>0.0</b>	<b>0.0</b>	<b>n/a</b>	<b>n/a</b>	<b>n/a</b>	<b>n/a</b>	<b>n/a</b>	<b>n/a</b>
<b>Total/Avg w/ Feedback</b>			<b>7476</b>	<b>1182</b>	<b>15.8%</b>	<b>159.1</b>	<b>24.9</b>	<b>5</b>	<b>51</b>	<b>23.2</b>	<b>22.9</b>	<b>25.9</b>	<b>72.3%</b>