



# Extended Speed Summary

castle hill ave nb, NB

Start: 2023-07-24

End: 2023-07-31

Times: 0:00:00-23:59:59

Violation Threshold: Speed Limit + 10

Speed Range: 1 to 150

## Overall Summary

Total Days of Data: 8

Speed Limit: 25

Average Speed: 17.51

50th Percentile Speed: 17.32

85th Percentile Speed: 21.84

Pace Speed Range: 13-23

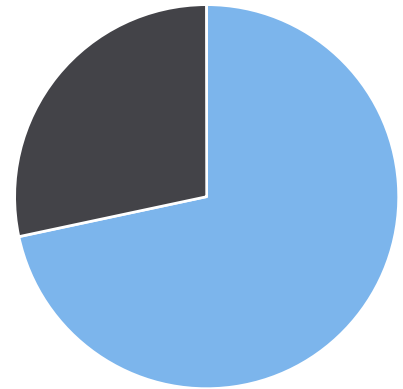
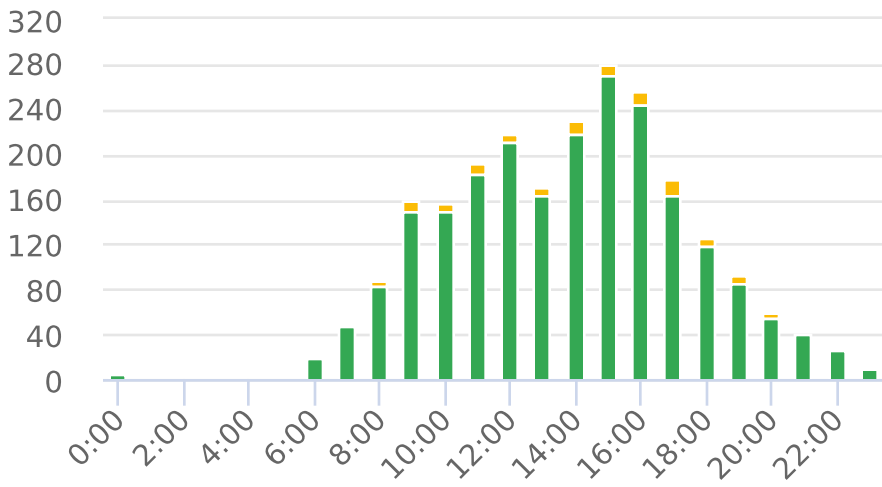
Minimum Speed: 5

Maximum Speed: 139

Display Mode: Dependent Messages

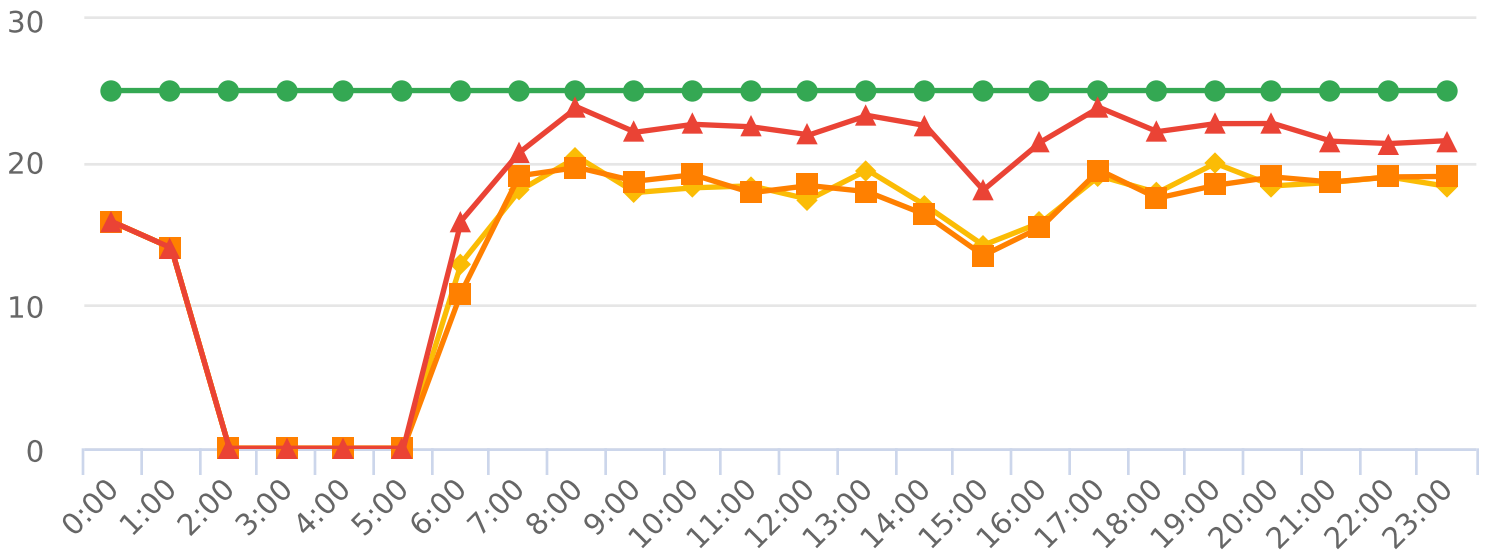
Average Volume per Day: 294.9

Total Volume: 2359



● Violators    ● Inside Threshold    ● Compliant

● Vehicles Slowed    ● Other



● Speed Limit    ● Average Speed    ● 50% Speed    ● 85% Speed



# Extended Speed Summary

castle hill ave nb, NB

Start: 2023-07-24

End: 2023-07-31

Times: 0:00:00-23:59:59

Violation Threshold: Speed Limit + 10

Speed Range: 1 to 150

Time	Sign Mode	Speed Limit	Total # Vehicles	Total # Violator	% Violator	Avg # Vehicles	Avg # Violators	Min Speed	Max Speed	Avg Speed	50% Speed	85% Speed	Sign Effectiveness
0:00	Dependent Messages	25	5	0	0.0%	0.7	0.0	13	20	15.8	15.8	15.8	100.0%
1:00	Dependent Messages	25	1	0	0.0%	0.1	0.0	14	14	14.0	14.0	14.0	100.0%
2:00	Dependent Messages	25	0	0	0.0%	0.0	0.0	n/a	0	n/a	n/a	n/a	n/a
3:00	Dependent Messages	25	0	0	0.0%	0.0	0.0	n/a	0	n/a	n/a	n/a	n/a
4:00	Dependent Messages	25	0	0	0.0%	0.0	0.0	n/a	0	n/a	n/a	n/a	n/a
5:00	Dependent Messages	25	0	0	0.0%	0.0	0.0	n/a	0	n/a	n/a	n/a	n/a
6:00	Dependent Messages	25	20	0	0.0%	2.9	0.0	5	22	13.0	10.9	15.9	54.9%
7:00	Dependent Messages	25	48	0	0.0%	6.9	0.0	5	25	18.0	19.0	20.7	75.1%
8:00	Dependent Messages	25	88	1	1.1%	12.6	0.1	5	139	20.4	19.6	23.8	76.0%
9:00	Dependent Messages	25	159	0	0.0%	22.7	0.0	5	28	17.9	18.7	22.1	67.2%
10:00	Dependent Messages	25	156	0	0.0%	22.3	0.0	5	30	18.2	19.1	22.6	73.0%
11:00	Dependent Messages	25	194	1	0.5%	27.7	0.1	5	139	18.3	17.9	22.5	77.5%
12:00	Dependent Messages	25	217	0	0.0%	31.0	0.0	5	28	17.4	18.4	21.9	69.6%
13:00	Dependent Messages	25	172	2	1.2%	24.6	0.3	5	139	19.4	17.9	23.3	72.6%
14:00	Dependent Messages	25	230	0	0.0%	32.9	0.0	5	29	17.0	16.3	22.6	70.1%
15:00	Dependent Messages	25	280	0	0.0%	40.0	0.0	5	29	14.2	13.5	18.0	58.5%
16:00	Dependent Messages	25	256	0	0.0%	36.6	0.0	5	29	15.8	15.5	21.4	69.5%
17:00	Dependent Messages	25	178	0	0.0%	25.4	0.0	5	32	19.0	19.4	23.8	78.2%
18:00	Dependent Messages	25	125	0	0.0%	17.9	0.0	5	30	17.9	17.5	22.1	77.6%
19:00	Dependent Messages	25	93	1	1.1%	13.3	0.1	5	139	19.9	18.4	22.7	78.5%
20:00	Dependent Messages	25	59	0	0.0%	8.4	0.0	5	27	18.3	19.0	22.7	73.0%
21:00	Dependent Messages	25	41	0	0.0%	5.9	0.0	8	25	18.6	18.6	21.5	80.4%
22:00	Dependent Messages	25	27	0	0.0%	3.9	0.0	13	24	19.0	19.0	21.3	92.7%
23:00	Dependent Messages	25	10	0	0.0%	1.4	0.0	10	27	18.3	19.0	21.5	100.0%
<b>Total Volumes/ Avg</b>			<b>2359</b>	<b>5</b>	<b>0.2%</b>	<b>337.0</b>	<b>0.6</b>	<b>5</b>	<b>139</b>	<b>17.5</b>	<b>17.4</b>	<b>21.0</b>	<b>77.2%</b>
<b>Total/Avg w/o Feedback</b>			<b>0</b>	<b>0</b>	<b>0</b>	<b>0.0</b>	<b>0.0</b>	<b>n/a</b>	<b>n/a</b>	<b>n/a</b>	<b>n/a</b>	<b>n/a</b>	<b>n/a</b>
<b>Total/Avg w/ Feedback</b>			<b>2359</b>	<b>5</b>	<b>0.2%</b>	<b>337.0</b>	<b>0.6</b>	<b>5</b>	<b>139</b>	<b>17.5</b>	<b>17.4</b>	<b>21.0</b>	<b>77.2%</b>