



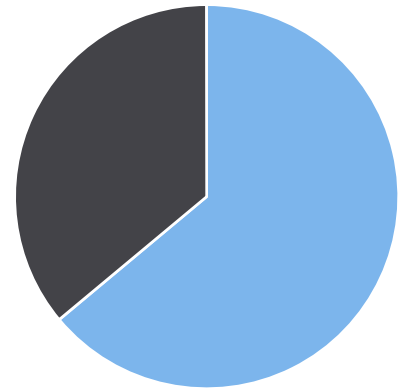
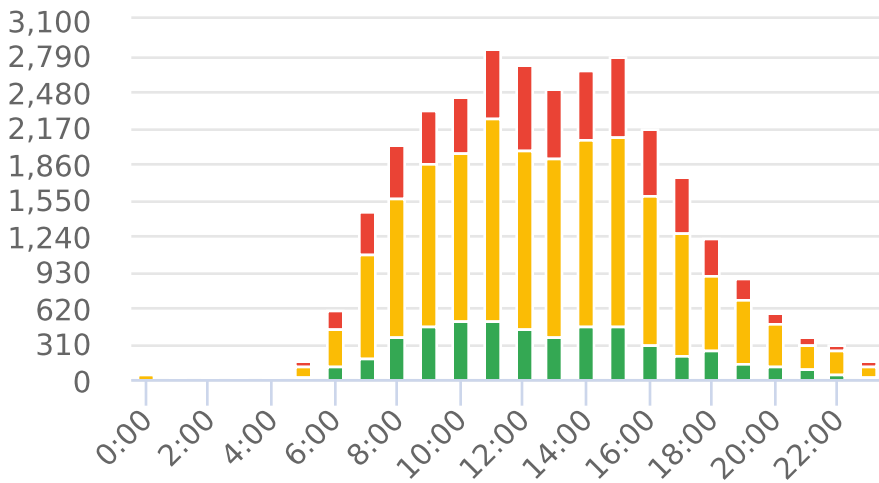
Start: 2022-07-16  
 End: 2022-08-03  
 Times: 0:00-23:59

Violation Threshold: Speed Limit + 10  
 Speed Range: 1 to 150

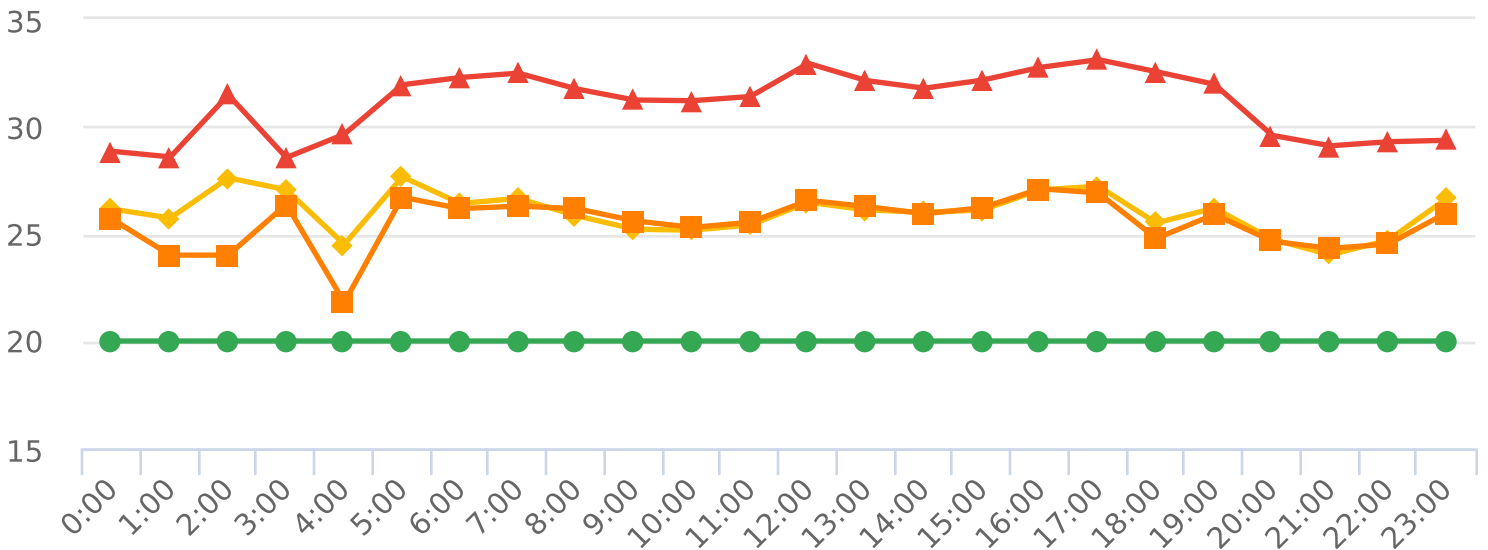
## Overall Summary

Total Days of Data: 19  
 Speed Limit: 20  
 Average Speed: 25.99  
 50th Percentile Speed: 26.0  
 85th Percentile Speed: 31.92  
 Pace Speed Range: 21-31

Minimum Speed: 5  
 Maximum Speed: 58  
 Display Mode: Dependent Messages  
 Average Volume per Day: 1577.6  
 Total Volume: 29974



● Violators    ● Inside Threshold    ● Compliant    ● Vehicles Slowed    ● Other



● Speed Limit    ● Average Speed    ● 50% Speed    ● 85% Speed



Start: 2022-07-16  
End: 2022-08-03  
Times: 0:00-23:59

Violation Threshold: Speed Limit + 10  
Speed Range: 1 to 150

Time	Sign Mode	Speed Limit	Total # Vehicles	Total # Violator	% Violator	Avg # Vehicles	Avg # Violators	Min Speed	Max Speed	Avg Speed	50% Speed	85% Speed	Sign Effectiveness
0:00	Dependent Messages	20	49	9	18.4%	2.7	0.5	6	40	26.1	25.7	28.8	65.4%
1:00	Dependent Messages	20	26	4	15.4%	1.5	0.2	15	35	25.7	24.0	28.6	65.4%
2:00	Dependent Messages	20	15	7	46.7%	0.9	0.4	17	38	27.6	24.0	31.5	26.7%
3:00	Dependent Messages	20	22	4	18.2%	1.2	0.2	15	36	27.0	26.4	28.5	45.5%
4:00	Dependent Messages	20	30	7	23.3%	1.7	0.4	5	43	24.5	21.8	29.6	49.9%
5:00	Dependent Messages	20	160	48	30.0%	8.9	2.7	15	47	27.7	26.7	31.9	55.0%
6:00	Dependent Messages	20	590	155	26.3%	32.8	8.6	5	53	26.4	26.2	32.3	54.0%
7:00	Dependent Messages	20	1439	363	25.2%	79.9	20.2	5	46	26.6	26.3	32.5	61.7%
8:00	Dependent Messages	20	2014	456	22.6%	111.9	25.3	5	47	25.8	26.2	31.7	64.9%
9:00	Dependent Messages	20	2313	452	19.5%	128.5	25.1	5	49	25.2	25.6	31.2	64.9%
10:00	Dependent Messages	20	2438	487	20.0%	135.4	27.1	5	45	25.2	25.3	31.2	65.0%
11:00	Dependent Messages	20	2838	580	20.4%	157.7	32.2	5	46	25.4	25.5	31.4	65.8%
12:00	Dependent Messages	20	2710	729	26.9%	150.6	40.5	5	49	26.5	26.6	32.9	65.0%
13:00	Dependent Messages	20	2502	601	24.0%	139.0	33.4	5	49	26.1	26.3	32.1	65.6%
14:00	Dependent Messages	20	2671	604	22.6%	148.4	33.6	5	49	26.0	25.9	31.8	65.6%
15:00	Dependent Messages	20	2773	678	24.5%	154.1	37.7	5	58	26.1	26.2	32.2	64.6%
16:00	Dependent Messages	20	2170	581	26.8%	120.6	32.3	5	58	27.0	27.1	32.7	65.8%
17:00	Dependent Messages	20	1754	502	28.6%	97.4	27.9	5	51	27.2	26.9	33.1	60.5%
18:00	Dependent Messages	20	1211	323	26.7%	67.3	17.9	5	46	25.5	24.8	32.5	61.4%
19:00	Dependent Messages	20	875	191	21.8%	48.6	10.6	5	50	26.2	25.9	32.0	59.0%
20:00	Dependent Messages	20	565	91	16.1%	31.4	5.1	5	43	24.7	24.6	29.6	61.7%
21:00	Dependent Messages	20	356	56	15.7%	19.8	3.1	5	41	24.0	24.3	29.1	65.5%
22:00	Dependent Messages	20	296	41	13.9%	16.4	2.3	5	39	24.7	24.5	29.3	60.2%
23:00	Dependent Messages	20	157	31	19.7%	8.7	1.7	11	41	26.6	26.0	29.4	50.9%
<b>Total Volumes/ Avg</b>			<b>29974</b>	<b>7000</b>	<b>23.4%</b>	<b>1665.4</b>	<b>389.0</b>	<b>5</b>	<b>58</b>	<b>26.0</b>	<b>25.5</b>	<b>31.1</b>	<b>59.6%</b>
<b>Total/Avg w/o Feedback</b>			<b>0</b>	<b>0</b>	<b>0</b>	<b>0.0</b>	<b>0.0</b>	<b>n/a</b>	<b>n/a</b>	<b>n/a</b>	<b>n/a</b>	<b>n/a</b>	<b>n/a</b>
<b>Total/Avg w/ Feedback</b>			<b>29974</b>	<b>7000</b>	<b>23.4%</b>	<b>1665.4</b>	<b>389.0</b>	<b>5</b>	<b>58</b>	<b>26.0</b>	<b>25.5</b>	<b>31.1</b>	<b>59.6%</b>