



Extended Speed Summary

stockbridge rd @ lovers ln, NB

Start: 2022-05-18

End: 2022-06-03

Times: 0:00-23:59

Violation Threshold: Speed Limit + 10

Speed Range: 1 to 150

Overall Summary

Total Days of Data: 17

Speed Limit: 55

Average Speed: 48.22

50th Percentile Speed: 49.21

85th Percentile Speed: 55.4

Pace Speed Range: 45-55

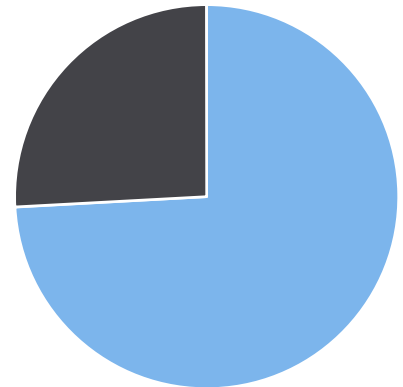
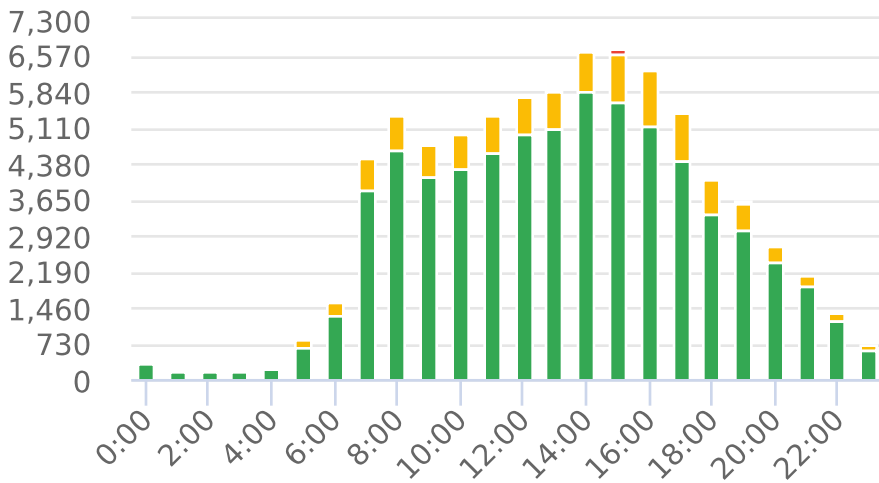
Minimum Speed: 5

Maximum Speed: 90

Display Mode: Dependent Messages

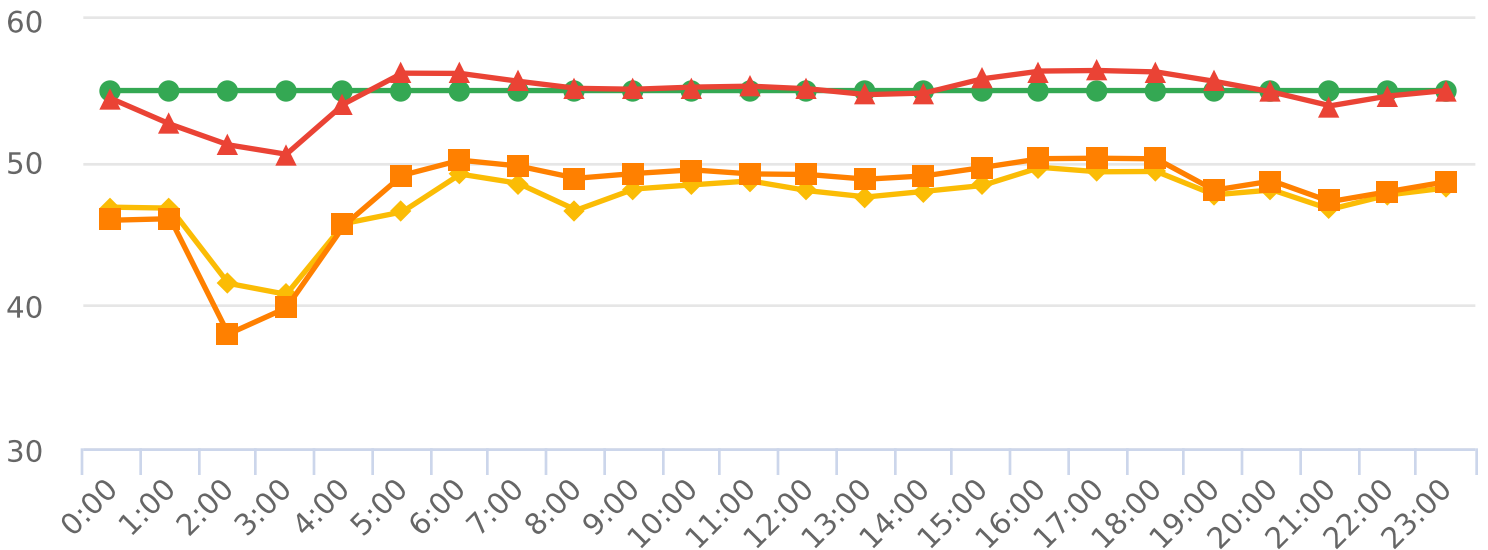
Average Volume per Day: 4705.2

Total Volume: 79989



● Violators ● Inside Threshold ● Compliant

● Vehicles Slowed ● Other



● Speed Limit ● Average Speed ● 50% Speed ● 85% Speed



Extended Speed Summary

stockbridge rd @ lovers ln, NB

Start: 2022-05-18
End: 2022-06-03
Times: 0:00-23:59

Violation Threshold: Speed Limit + 10
Speed Range: 1 to 150

Time	Sign Mode	Speed Limit	Total # Vehicles	Total # Violator	% Violator	Avg # Vehicles	Avg # Violators	Min Speed	Max Speed	Avg Speed	50% Speed	85% Speed	Sign Effectiveness
0:00	Dependent Messages	55	374	17	4.5%	23.4	1.1	7	80	46.9	45.9	54.4	72.7%
1:00	Dependent Messages	55	218	0	0.0%	12.8	0.0	5	65	46.8	46.0	52.6	71.6%
2:00	Dependent Messages	55	155	1	0.6%	9.7	0.1	5	70	41.5	38.0	51.2	53.5%
3:00	Dependent Messages	55	151	1	0.7%	9.4	0.1	5	66	40.8	39.8	50.5	52.9%
4:00	Dependent Messages	55	251	4	1.6%	15.7	0.3	23	76	45.7	45.6	54.1	53.0%
5:00	Dependent Messages	55	820	2	0.2%	51.3	0.1	5	66	46.5	49.1	56.2	69.8%
6:00	Dependent Messages	55	1588	16	1.0%	99.3	1.0	6	75	49.2	50.1	56.2	68.8%
7:00	Dependent Messages	55	4560	57	1.3%	285.0	3.6	7	82	48.5	49.7	55.7	70.7%
8:00	Dependent Messages	55	5396	37	0.7%	337.3	2.3	5	83	46.6	48.9	55.2	72.5%
9:00	Dependent Messages	55	4756	22	0.5%	297.3	1.4	5	79	48.1	49.2	55.1	74.1%
10:00	Dependent Messages	55	4992	23	0.5%	312.0	1.4	5	81	48.4	49.5	55.2	73.3%
11:00	Dependent Messages	55	5386	30	0.6%	336.6	1.9	7	86	48.7	49.2	55.3	74.6%
12:00	Dependent Messages	55	5753	37	0.6%	359.6	2.3	5	79	48.0	49.1	55.1	73.5%
13:00	Dependent Messages	55	5851	26	0.4%	365.7	1.6	5	83	47.6	48.8	54.7	72.4%
14:00	Dependent Messages	55	6700	40	0.6%	418.8	2.5	5	90	48.0	49.0	54.8	71.7%
15:00	Dependent Messages	55	6681	57	0.9%	417.6	3.6	5	86	48.4	49.6	55.8	73.7%
16:00	Dependent Messages	55	6319	51	0.8%	394.9	3.2	5	80	49.6	50.2	56.4	76.7%
17:00	Dependent Messages	55	5449	62	1.1%	340.6	3.9	5	82	49.3	50.3	56.4	76.5%
18:00	Dependent Messages	55	4105	42	1.0%	256.6	2.6	5	79	49.3	50.2	56.3	75.8%
19:00	Dependent Messages	55	3603	23	0.6%	225.2	1.4	5	84	47.7	48.0	55.6	76.7%
20:00	Dependent Messages	55	2704	18	0.7%	169.0	1.1	6	81	48.1	48.7	54.9	79.6%
21:00	Dependent Messages	55	2112	17	0.8%	132.0	1.1	6	83	46.7	47.2	53.9	81.3%
22:00	Dependent Messages	55	1357	10	0.7%	84.8	0.6	5	81	47.7	47.9	54.6	77.6%
23:00	Dependent Messages	55	708	8	1.1%	44.3	0.5	5	75	48.2	48.6	55.0	80.4%
Total Volumes/ Avg			79989	601	0.8%	4998.5	37.7	5	90	47.3	47.9	54.8	71.8%
Total/Avg w/o Feedback			0	0	0	0.0	0.0	n/a	n/a	n/a	n/a	n/a	n/a
Total/Avg w/ Feedback			79989	601	0.8%	4998.5	37.7	5	90	47.3	47.9	54.8	71.8%